



2018 Suzuki Swift GLC NZ New



Purchase Price **\$16,990**
Includes GST, Registration & Licensing

Indicative repayments
\$115.99 per week*
Based on a 165 week term & 10% deposit.
Total repayments (165) = **\$20,837.47**



Gain peace of mind with
Mechanical Breakdown
Insurance. **Ask us how.**



Top features

- » ABS Braking
- » Air Conditioning
- » Aux player
- » Bluetooth
- » CD player
- » Central Locking
- » Chain-driven
- » Cruise Control
- » Electric mirrors
- » Electric windows
- » Fold-down rear seats
- » Fuel injected
- » GPS
- » Multiple Airbags
- » Parcel tray
- » Power steering
- » Remote Locking
- » Reversing camera

Body Style
5 door, Hatchback

Odometer
25,950 km

Engine
1200 cc


Fuel Type
Petrol

Transmission
Automatic CVT, 2WD

Wheels
15", Factory steel

VIN
JSAAZC83S00115279

Interior
Black/Grey

Safety

Based on 2017 ANCAP rating for 17+ models with dual frontal+side+head airbags

Reg No.
LCR28

Ext Colour
Grey Metallic

History
NZ New

Seats
5 seats, Cloth

CO2 Emissions
★★★★☆
122 grams/km

Energy Economy
★★★★☆☆
Annual fuel cost of \$2,080
5.3L per 100km

Cost per year is an estimate based on petrol price of \$2.80 per litre and an average distance of 14000 km. Emissions and Energy Economy figures standardised to 3P WLTP.

Stock ID: 3222



C & C Auto's | Phone 06 754 4079 | Email sales@cncauto.co.nz
1351 Devon Road, Brixton, New Plymouth 4382, New Zealand
www.cncauto.co.nz

* C & C Auto's is not a lender nor a financial adviser. Any amounts displayed should not be seen as an offer of finance or taken as financial advice. The interest rate, fees and loan term used in this calculation may not actually represent those available from lenders. Actual interest rates, fees and loan terms will vary per lender and are typically based on an assessment of your credit risk and responsible lending criteria. Any repayment amounts displayed are indicative only and have been calculated using several other indicative inputs. The interest rate used in this calculation is an arbitrary 12.35%, however exact interest rates vary per lender. The term of the loan used in this calculation is 165 week. Exact terms available vary per lender although options typically include 6, 12, 18, 24, 36, 48 and 60 months. This calculation also includes two typical mandatory fees charged by lenders. These are an account admin fee of \$6.50 per month (other payment frequencies may be available) and a one-off establishment fee of \$323.00. Typically, this fee can be paid upfront or, as in this calculation, be capitalised over the contract term, ie. included in the loan amount. These fees can vary per lender and other non-mandatory fees and charges may also apply. The total amount of repayments has been calculated by multiplying 165 weekly repayments (based on a 165 week term) by the weekly repayment amount of \$115.99 which equals \$20,837.47. This calculator does not consider any of your own personal circumstances and we strongly suggest you seek budgeting advice prior to committing to any loan contract. Responsible lending criteria and lender terms and conditions will likely apply to any finalised loan contract. Proof of security and/or vehicle insurance may also be required before proceeding.